

# Civilization clicks!

Explore cultural collections online.




Discovering Puppets  
**Teacher's Answer Sheet**  
 The Art of Puppetry

**Instructions:**


Complete the following table to learn more about puppets.

Cut along the dotted lines on the boxes on page 3.

Then, put the information in the right place in the table to complete the description of the puppet.

<p><b>Image of puppet</b></p>			
<p><b>Puppet family</b></p>	<p><b>Hand puppet</b></p>	<p><b>String puppet (or marionette)</b></p>	<p><b>Rod puppet</b></p>
<p><b>Description</b></p>	<p>Puppeteers operate this puppet from below by placing their hand inside.</p>	<p>This puppet is controlled from above using string.</p>	<p>This puppet is controlled from below using rods.</p>

**Image of puppet**



**Puppet family**

**Rod marionette**

**Shadow puppet**

**Bunraku puppet**

**Description**

This puppet is operated and supported from above by a rod attached to the head.

This puppet is manipulated from behind an illuminated screen.

This puppet stands 1.2 to 1.5 meters tall and is operated by visible puppeteers.